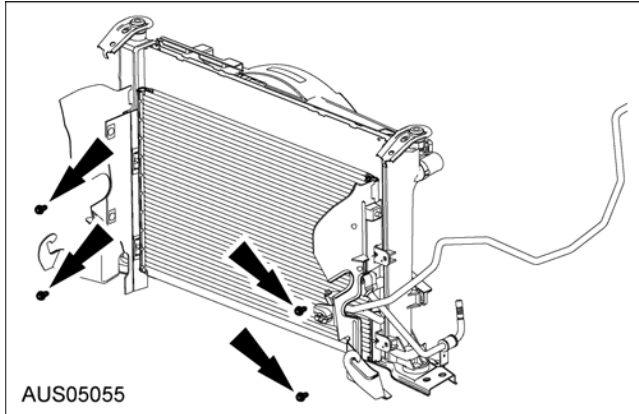


## REMOVAL AND INSTALLATION (Continued)

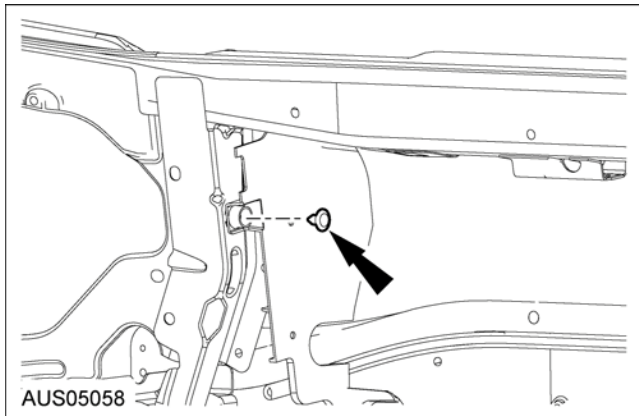
### Radiator Side Shields - 6 Cylinder (non-turbo)

#### Removal

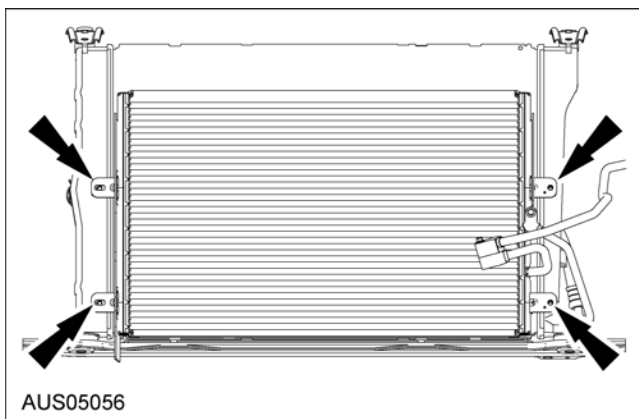
1. Remove scrivenets connecting Radiator side shield 8310/1 to Radiator side shield 8110/1 on both LH and RH side. 4 in total



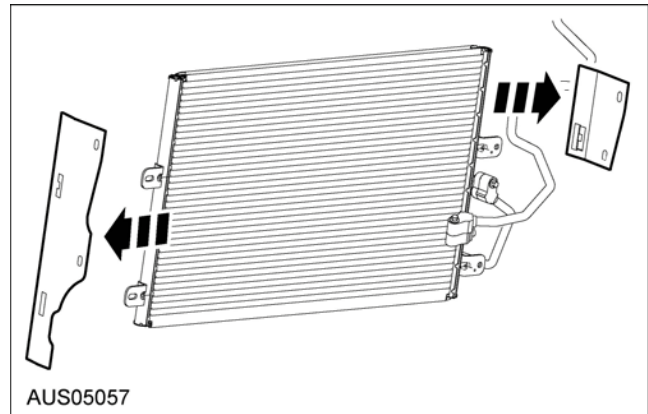
2. Remove M10 firtree attaching Radiator side shield 8110/1 to headlamp support panel on LH and RH side. 2 in total
3. Unclip Radiator side shield 8110/1 from lower cross on both LH and RHS



4. Remove screws connecting condenser to radiator on both LH and RH side. 4 in total



5. Remove Radiator side shield 8310/1 from condenser on both LH and RH side



#### Installation

1. Reverse the procedure for fitment

#### Fan

#### Removal

1. Remove fan and shroud from vehicle.

